

Parent and Carer Information: Year 6 SATs

Standard Assessment Tests (SATs) are used nationally to measure children's progress and ability based on what is taught in the national curriculum. They are also used as part of the Ofsted process to measure a school's performance. At the end of key stage 2, towards the start of May, your child will complete tests in English and maths. There are two tests for English – a reading paper, which lasts for one hour, and a grammar and punctuation paper (which consists of two parts; a spelling paper and a grammar paper). There is no English writing test as this is assessed by teachers in school. The maths test consists of three papers - one arithmetic paper which lasts 30 minutes and two reasoning papers; each lasting 45 minutes. These tests, along with your child's work throughout the year, help the teacher to assess your child's performance and, as they move up to secondary school, identify their needs. Teachers will ensure that their students are ready to take the tests. There is no need for you to focus on test-related activities at home to prepare your child for the SATs. You should follow any advice given by your child's teacher about their education throughout the year. If you do wish to support your child with certain elements that will feature in the SATs, here are some ideas for how to approach them at home.

Click on each topic to head to the relevant category on the Twinkl website to find super resources to support your child.

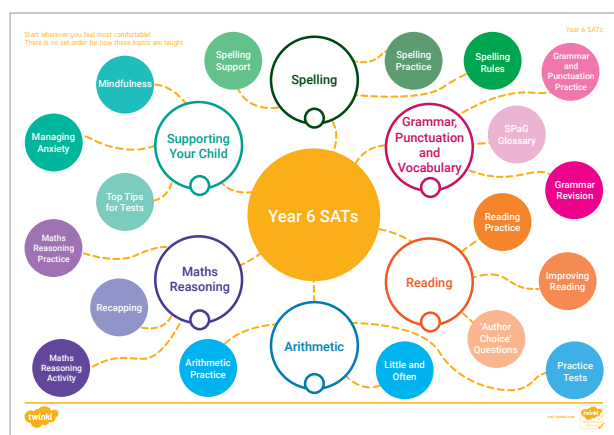


Alternatively, you can follow the web url www.twinkl.co.uk/resources/parents to get to the Twinkl Parents Hub.

We have also included handy tick boxes, so you can easily check off when you have covered each topic, and you can keep on track with your child's studies. You can also use the 'traffic light' system to record your child's confidence, and how they feel about the topic you have covered together.

Stick the other pages together to create a display poster for both you and your child to fill in. Complete with handy tick boxes, this chart is ideal for helping to support your child's studies from home.

- I feel unsure about this.
- I feel okay about this.
- I feel confident about this!



We hope you find the information on our website and resources useful. The contents of this resource are for general, informational purposes only. This guide is intended to offer parents general guidance on what subject areas tend to be covered in their child's year group and where they could support their children at home. However, please be aware that every child is different and information can quickly become out of date. There are some subject areas that we have intentionally not covered due to the nature of how they are taught or because a trained professional needs to teach these areas. We try to ensure that the information in our resources is correct but every school teaches the national curriculum in its own way. If you would like further guidance or are unsure in any way, we recommend that you speak to your child's teacher or another suitably qualified professional.



The spelling test in year 6 SATs is a short test lasting around 15-20 minutes.




This pack is a helpful bundle for parents keen to help their child with spelling. It includes practice spelling tests, a guide to key spelling rules, spelling practice cards, a guide to the year 6 SATs tests and much more.



This booklet provides an interesting range of activities, quizzes and parent information based on the year 6 SATs spelling test. It can help you to support your child while practising their spelling rules and patterns in a variety of ways.



It can be tough to understand the rules and patterns of spelling that can help children to be successful. These colourful posters show the rules for each of the spelling conventions taught in the years children approach the year 6 SATs, showing the spelling patterns and typical words. You could print and put them up on the wall or fridge.



The grammar and punctuation test lasts 45 minutes and contains questions that require your child to select the right answer from a set that are provided and those that require your child to give a short written response, perhaps by completing a sentence, adding punctuation or writing a short explanation.



This booklet of fun activities, quizzes and parent information based on the grammar and punctuation test contains all the information about rules and spelling patterns you'll need to help your child revise for their test.



Sometimes it can be tricky to know the meaning of the terms that are used in schools. This handy glossary is designed to support parents and carers with the words used in spelling, punctuation and grammar (SPaG) through the primary school years.



Grammar Revision

This handy revision presentation concentrates on the key elements of grammar taught in primary schools. Perfect for reminding you and your child of those basics of grammar that come up in national tests in year 6.



Reading

The reading paper in year 6 SATs lasts for an hour. Not all answers in this type of paper require continuous writing: your child may be asked to put statements in order or to annotate (label) a part of the information. Written responses include writing short answers, sometimes just one word or a phrase and sometimes the response to a question. Your child will also be asked some longer response questions that are more open-ended about the text itself and about the author's intent.



Reading Practice

This pack contains everything you need to help your child revise for their upcoming SATs reading assessment test.



Improving Reading

If you want to support your child with trickier questions for the year 6 reading assessment, then follow the advice of Cassie the Commentator. She'll help your child to achieve extra marks in the SATs test for reading. There's an explanatory PowerPoint, a reading comprehension and three reading revision mats which focus on discussing content and making comparisons - perfect for helping your and your child to learn together.




'Author Choice' Questions

Many children can find 'author choice' questions tricky. These questions encourage children to look at the choices and author has made, for example in the type of language used, and provide an explanation. Arlo the Author will show you and your child the way to crack the concept of author choice. This PowerPoint is supported with a reading comprehension and three reading revision mats which focus solely on author choice questions.



Arithmetic

The arithmetic paper is a 30-minute test that consists of a range of calculation questions based on the key stage 2 maths curriculum. The questions become progressively harder throughout the test, with most questions being worth one mark, although, a few are worth two marks (such as long multiplication and division questions). On two-mark questions, children may still get a mark for using a formal method to calculate the answer even if they get the answer wrong. Each question is written with a grid beneath for children to show any working out.



Little and Often

Children can often get fed up with long tests and lists of questions when they're in year 6 and preparing for SATs. You could try presenting these colourful slides on a tablet screen once a day to give your child frequent opportunities to practise each type of calculation.



Arithmetic Practice

This SATs pack for arithmetic contains everything you'll need for a comprehensive approach to pre-test study.



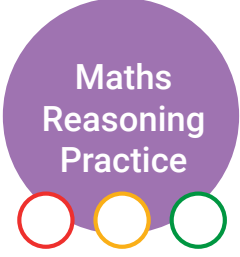
Practice Tests

These example arithmetic tests are designed in the style of the SAT test that your child will take in year 6. They're half-sized papers so your child can maintain concentration and make the most of revision time without getting tired or overly stressed.




Maths Reasoning

A large part of the primary maths curriculum now involves reasoning and problem solving. This is the ability to apply mathematical knowledge to problems in order to solve them. It involves thinking through maths problems logically, the ability to identify which information is important (or unimportant) and the ability to explain or justify an answer. Your child will sit two maths reasoning papers, each lasting for 45 minutes.



Maths Reasoning Practice

This activity book provides a range of questions and activities to support your child's maths reasoning skills ready for those year 6 papers.



Maths Reasoning Activity

If your child is fed up with tests, then why not revise and deepen their reasoning and problem-solving in maths with this spring-themed activity booklet? It's great for getting your child to use and apply their understanding of place value, algebra, sequences, scale factors, percentages, multiplying decimals, pie charts, calculating with measures, finding the mean and calculating areas.



Recapping

Sometimes children in year 6 can find the reasoning tests overwhelming. If this is the case, you could try starting with these assessments that cover the work from years 3-5 only and build up to the longer tests as you approach the test time. Much progress in made in year 6 and using full assessments earlier in the year can be off-putting.



Supporting Your Child

SATs can be a stressful time for your child. It's important to stay calm and be supportive in order to help your child through this busy period. Making your child do lots of written activities at home may be counterproductive - try to focus on the areas that your child needs the most support and help them to practise in a fun, unpressured way. It may be beneficial to speak to your child's teacher and ask them is there anything specific you could focus on at home to help your child. They will be able to advise you on the amount and type of work your child should do at home.



Top Tips for Tests

This simple guide gives well-chosen advice to support parents in helping to reduce their child's anxiety as the year 6 national test period approaches.



Managing Anxiety

This guide outlines three strategies you can use to help your child manage any anxiety they feel about their SATs.



Mindfulness

Maintain mindfulness during the SATs period with this pack which contains advice and activities to use with your child during the SATs season. Remember that mindfulness involves being 'in the moment' with an activity, so that your child is not distracted by the tests, revision or other potential stressors. These activities and resources have been specially chosen to reduce anxiety and encourage calm.

Explore and Discover More

Twinkl Go! is a digital platform, hosting interactive content such as videos, games, audiobooks and more. Twinkl Go! enables digital content to be streamed to your computer or mobile device.



twinkl
Go!



twinkl
Book Club

Twinkl Book Club is our book subscription service. Enjoy our original works of fiction in beautiful printed form, delivered to you each half-term and yours to keep!

Twinkl Boost is a range of intervention resources, created to support and lift learning with children at every level. These include our easy-to-use SATs and Phonics Screening resources.



twinkl
Boost



twinkl
imagine

Imagine resources are designed to help your children to think creatively, question and imagine. Every week, a new topic consisting of five photos, each with related activities, is created.

Twinkl Originals are engaging stories written to inspire pupils from EYFS to KS2. Designed to encourage a love of reading and help curriculum-wide learning through accompanying resources.



twinkl
ORIGINALS



twinkl
KIDS' TV

Twinkl Kids' TV is our wonderful YouTube channel dedicated to fun and informative video style resources full of new and creative activities you can try at home!

Start wherever you feel most comfortable!
There is no set order for how these topics are taught.

